






The screenshot shows the Stud.IP interface for a course titled 'Vorlesung: Mathematik 1 - Aufzeichnungen'. The page features a navigation bar with various icons and a search bar. Below the navigation bar, there is a sidebar with options like 'Aufzeichnungen', 'Ansichten', and 'Listenansicht'. The main content area displays a table of lecture recordings.

Vorschau	Titel	Laufzeit	Lehrende	Download	Aktionen
	13. Vorlesung vom 27.01.2020	01:25:06	Dr. Florian Leydecker	1080p 720p 480p	⋮
	12. Vorlesung vom 20.01.2020	00:59:16	Dr. Florian Leydecker	1080p 720p 480p	⋮
	11. Vorlesung vom 13.01.2020	01:11:10	Dr. Florian Leydecker	1080p 720p 480p	⋮
	10. Vorlesung vom 06.01.2020	01:24:47	Dr. Florian Leydecker	1080p 720p 480p	⋮
	09. Vorlesung vom 16.12.2019	01:26:06	Dr. Florian Leydecker	720p 480p	⋮

Flowcasts – upload video files

Upload of videos to view on Stud.IP

#1 Login

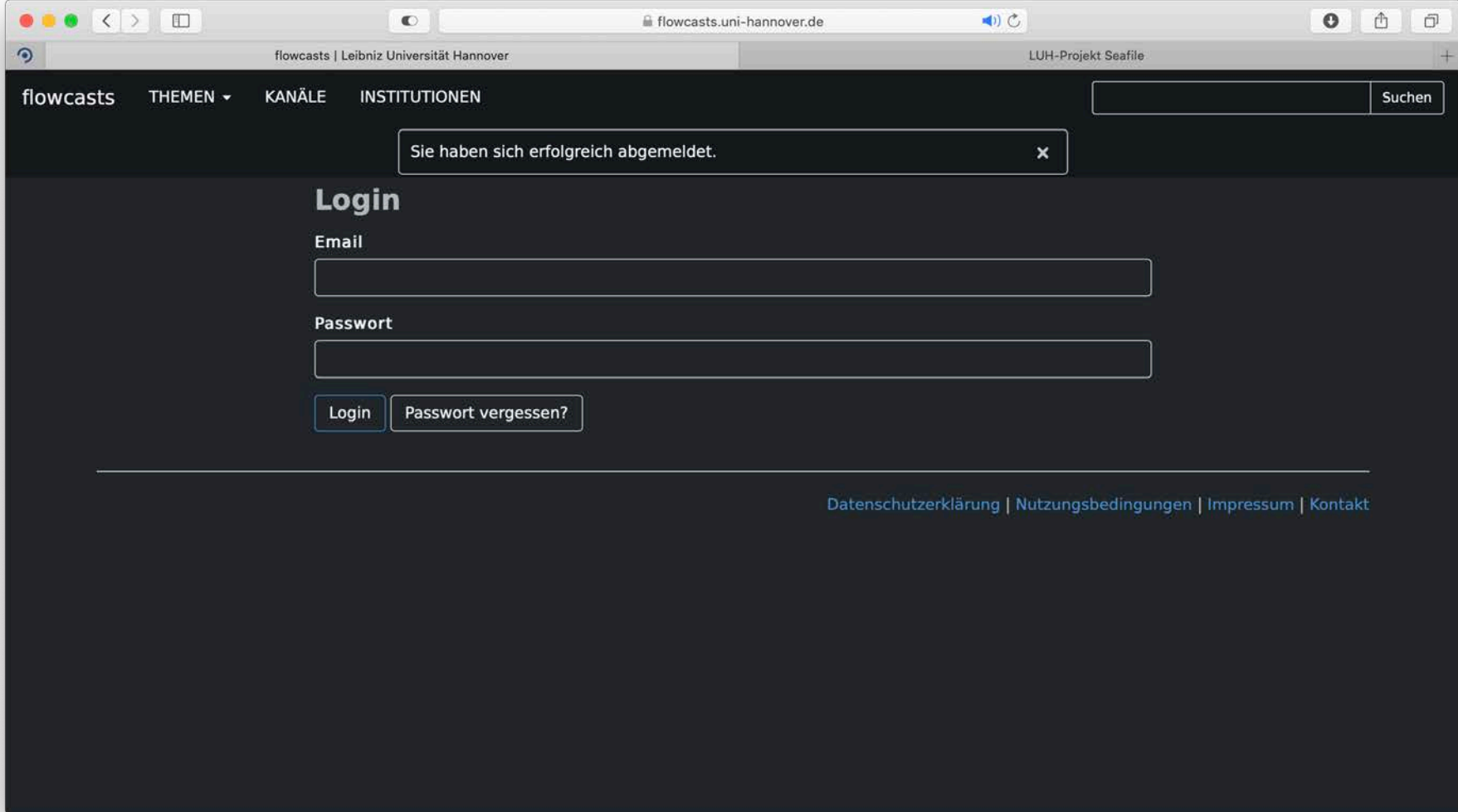
In case you are not yet activated for flowcasts please contact:
flowcasts@zqs.uni-hannover.de
 or the E-Learning Support:
 +49 511 762 4040

Your mail should contain the following:

- *Name of your course*
- *Email address* for your account

You may choose a functional mail address which might be used by several users.

You can log in at
<https://flowcasts.uni-hannover.de/login>.



flowcasts | Leibniz Universität Hannover

flowcasts THEMEN ▾ KANÄLE INSTITUTIONEN

Suchen

Sie haben sich erfolgreich abgemeldet. ✕

Login

Email

Passwort

Login Passwort vergessen?

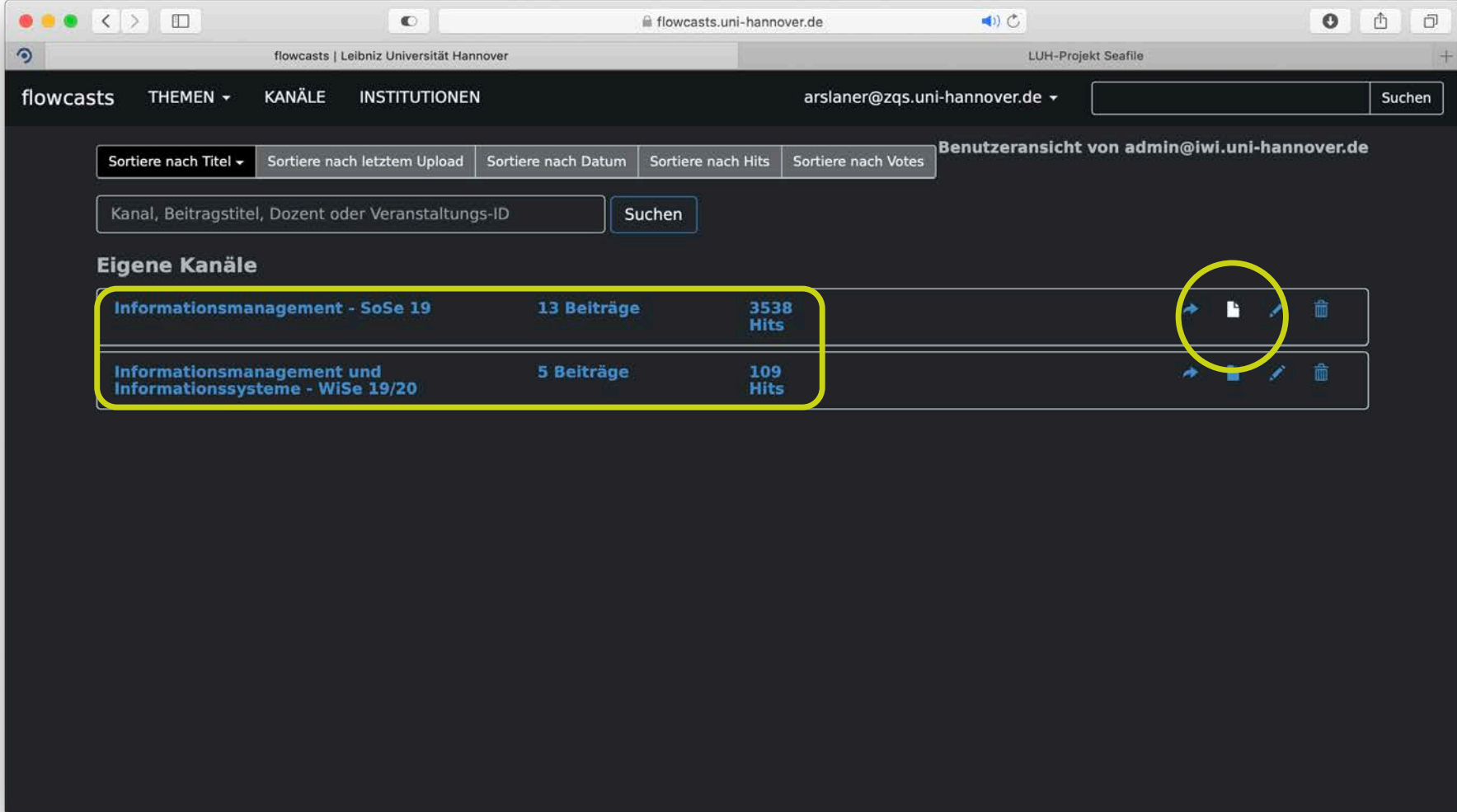
[Datenschutzerklärung](#) | [Nutzungsbedingungen](#) | [Impressum](#) | [Kontakt](#)

#2 Channel overview

On the following page you will see an overview of your channels. Every channel is correspondent with one of your courses.

Clicking on a channel expands it and you can view all available recordings.

Clicking on the empty page icon on the far right enables you to upload a new video.



flowcasts | Leibniz Universität Hannover



arslaner@zqs.uni-hannover.de

Benutzeransicht von admin@iwi.uni-hannover.de

Sortiere nach Titel | Sortiere nach letztem Upload | Sortiere nach Datum | Sortiere nach Hits | Sortiere nach Votes

Kanal, Beitragstitel, Dozent oder Veranstaltungs-ID

Eigene Kanäle

Informationsmanagement - SoSe 19	13 Beiträge	3538 Hits	
Informationsmanagement und Informationssysteme - WiSe 19/20	5 Beiträge	109 Hits	

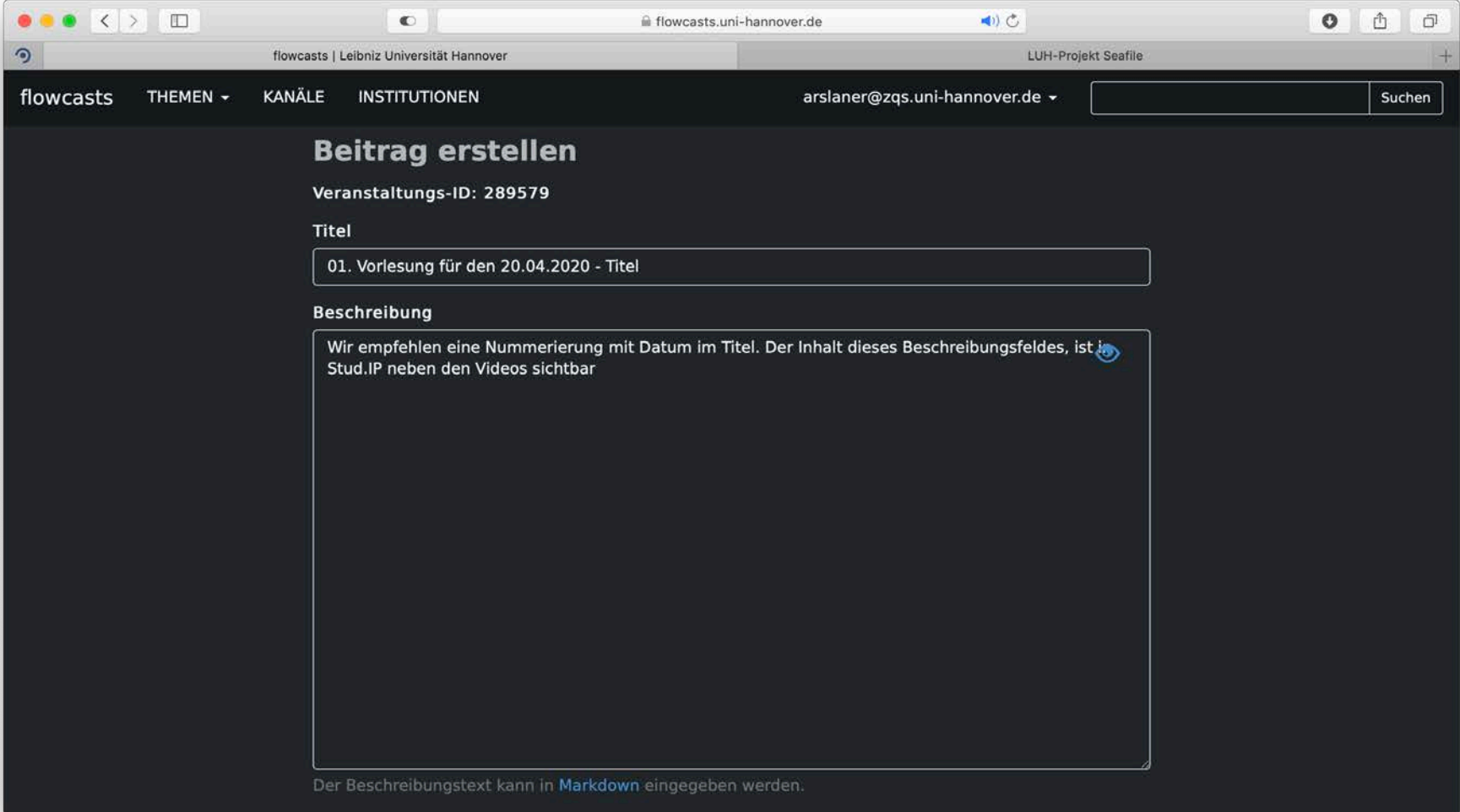
#3

Video upload

Enter a name for your course.

We recommend using a numbered system and the use of a date for every upload. Of course you may also use a specific title referencing the contents.

Information input in the description field will appear on Stud.IP next to the video.



flowcasts | Leibniz Universität Hannover

flowcasts.uni-hannover.de

LUH-Projekt Seaffile

flowcasts THEMEN ▾ KANÄLE INSTITUTIONEN arslaner@zqs.uni-hannover.de ▾ Suchen

Beitrag erstellen

Veranstaltungs-ID: 289579

Titel

Beschreibung

Wir empfehlen eine Nummerierung mit Datum im Titel. Der Inhalt dieses Beschreibungsfeldes, ist i Stud.IP neben den Videos sichtbar

Der Beschreibungstext kann in [Markdown](#) eingegeben werden.

You will see further options upon scrolling down the page.

The field Ordner (folder) remains empty and has no specific function.

The fields Einstellungen Dozent (settings for teacher), Whitelist and Workflow are preset with a default setting.

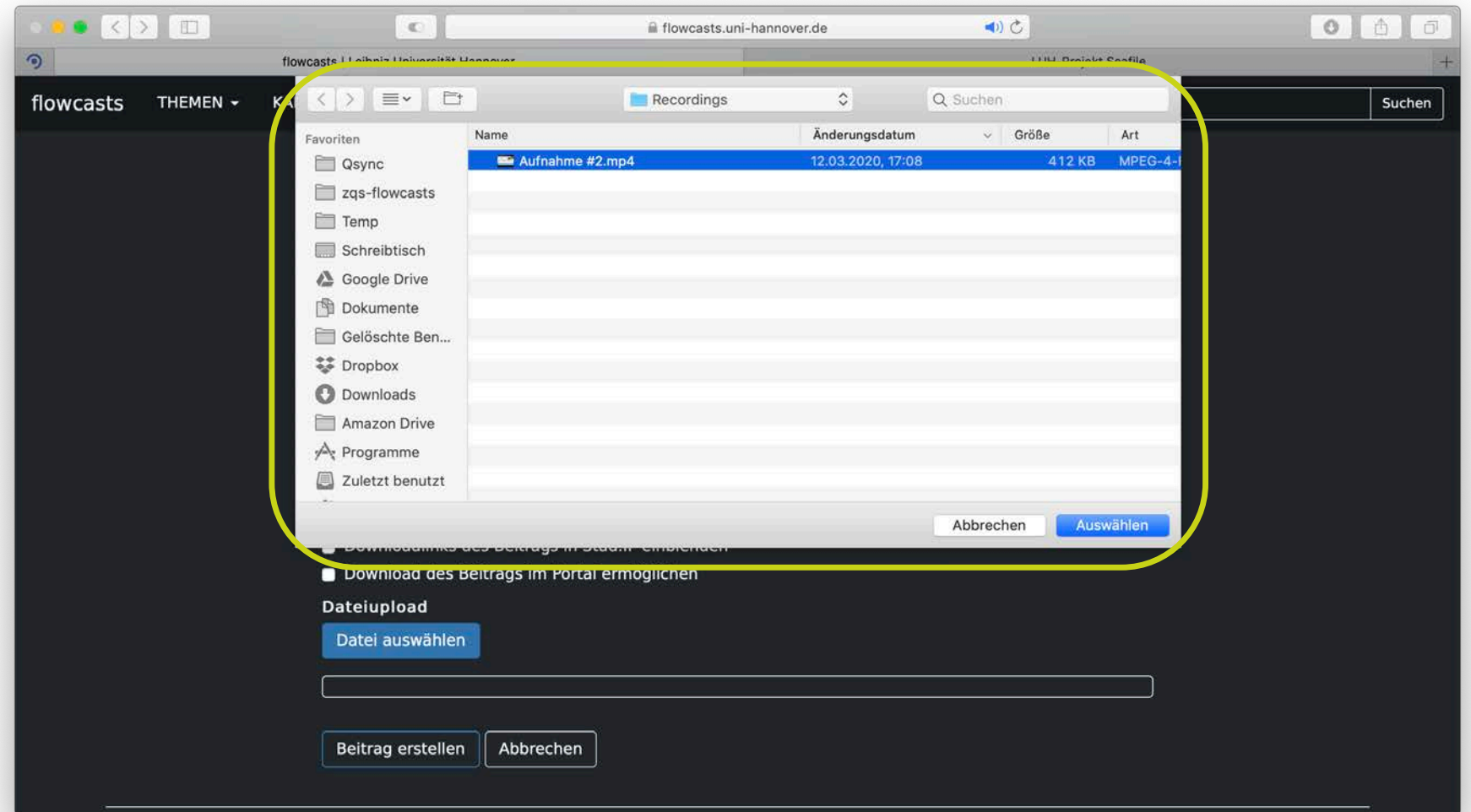
You have the option to make your video downloadable on Stud.IP.

Please click on „Datei auswählen“ (choose file).

The screenshot shows a web browser window at flowcasts.uni-hannover.de. The page has a dark theme and a navigation bar with 'flowcasts', 'THEMEN', 'KANÄLE', and 'INSTITUTIONEN'. The user is logged in as arslaner@zqs.uni-hannover.de. The main content area contains several form fields:

- Ordner:** An empty text input field.
- Dozent:** A dropdown menu with 'Prof. Dr. Michael H. Breit' selected.
- Whitelist:** A dropdown menu with 'Stud.IP' selected.
- Workflow:** A dropdown menu with 'elsa Flowcasts' selected.
- Automatisches Löschen der Originaldatei:** A dropdown menu with 'in 30 Tagen' selected.
- Checkboxes:** Two checkboxes are visible, both checked and highlighted with a yellow box:
 - Downloadlinks des Beitrags in Stud.IP einblenden
 - Download des Beitrags im Portal ermöglichen
- Dateiupload:** A section with a blue button labeled 'Datei auswählen' highlighted with a yellow box, and an empty text input field below it.
- Buttons:** At the bottom, there are two buttons: 'Beitrag erstellen' and 'Abbrechen'.

In the pop-up window, please choose the recording you want to upload.

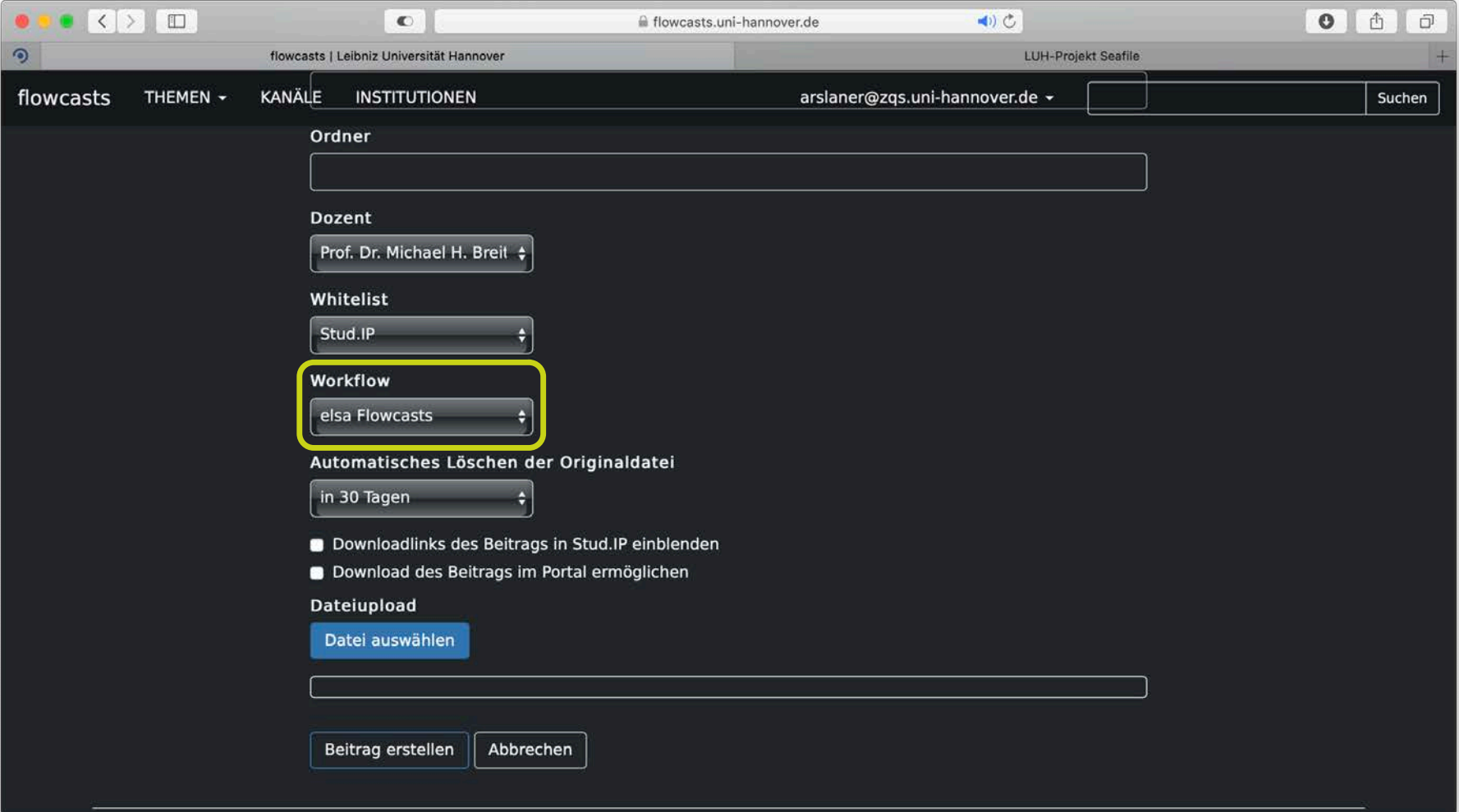


Workflows define how your video will be rendered.

“Standard Workflow” does not change your video at all. It's only converted into several resolutions.

“elsa Flowcasts” will add an intro and outro as well as some basic audio adjustments. The intro shows the title of your video and name of lecturer („Dozent”).

“elsa Flowcasts” will distort your video if it is not uploaded in a 16:9 aspect ratio.



The screenshot shows a web browser window at flowcasts.uni-hannover.de. The page has a dark theme and a navigation bar with 'flowcasts', 'THEMEN', 'KANÄLE', and 'INSTITUTIONEN'. A user profile 'arslaner@zqs.uni-hannover.de' is visible. The main content area contains several form fields: 'Ordner' (empty), 'Dozent' (Prof. Dr. Michael H. Breit), 'Whitelist' (Stud.IP), 'Workflow' (elsa Flowcasts, highlighted with a yellow box), 'Automatisches Löschen der Originaldatei' (in 30 Tagen), and 'Dateiupload' (Datei auswählen). At the bottom, there are buttons for 'Beitrag erstellen' and 'Abbrechen'.

Now click on "Beitrag erstellen"
(create new post).

The bar above the button gives
you an overview of the progress
of your upload. Please remain
patient until the bar has filled
and the page has reloaded
automatically.

Should the upload take too
much time and cancels due to a
timeout we recommend
splitting the videos into
multiple parts or using a lower
resolution and/or bitrate during
recording.

The screenshot shows a web browser window at the URL `flowcasts.uni-hannover.de`. The page title is "flowcasts | Leibniz Universität Hannover" and the user is logged in as "arslaner@zqs.uni-hannover.de". The navigation menu includes "flowcasts", "THEMEN", "KANÄLE", and "INSTITUTIONEN". A search bar is present with the text "Suchen".

The main content area contains the following form fields and options:

- Ordner**: An empty text input field.
- Dozent**: A dropdown menu with "Prof. Dr. Michael H. Breit" selected.
- Whitelist**: A dropdown menu with "Stud.IP" selected.
- Workflow**: A dropdown menu with "elsa Flowcasts" selected.
- Automatisches Löschen der Originaldatei**: A dropdown menu with "in 30 Tagen" selected.
- Two checkboxes:
 - Downloadlinks des Beitrags in Stud.IP einblenden
 - Download des Beitrags im Portal ermöglichen
- Dateiupload**: A "Datei auswählen" button followed by the text "Aufnahme #2.mp4". Below this is an empty progress bar.
- At the bottom, there are two buttons: "Beitrag erstellen" (highlighted in blue) and "Abbrechen".

Once the page has refreshed you will once again be presented with the channel overview and currently processing videos that may be queued up by other users.

The stated completion time is an estimate based on earlier uploads. It does not necessarily represent the actual conversion time.

The screenshot shows a web browser window at flowcasts.uni-hannover.de. The user is logged in as `arslaner@zqs.uni-hannover.de`. The page displays a channel overview for "Informationsmanagement und Informationssysteme - WiSe 19/20" with 5 contributions. A yellow box highlights a specific contribution in the "Unveröffentlichte Beiträge" section, which is currently in processing and estimated to be finished on 19.03.2020 at 10:02 Uhr.

Unveröffentlichte Beiträge

Die angegebenen Werte der neuen Beiträge (fertig in) basieren auf groben Schätzungen und sind keine Garantie für die Fertigstellung in dieser Zeit.

Titel	Status	Veröffentlichungszeitpunkt	Werkzeuge
Vorlesungstest	Informationsmanagement in Bearbeitung (fertig ca. 19.03.2020 10:02 Uhr) und Informationssysteme - WiSe 19/20		↗ ✎ 🗑️

Kanalübersicht

Informationsmanagement und Informationssysteme - WiSe 19/20	5 Beiträge	6:57:27	Hits	Votes	Veröffentlicht	Werkzeuge
Lecture Information Systems - 10/21/2019		01:20:29	59	0	Whitelist: Stud.IP	↗ ✎ 🗑️
Lecture Information Systems - 11/05/2019		01:17:17	27	0	Whitelist: Stud.IP	↗ ✎ 🗑️
Lecture Information Systems - 11/18/2019		01:29:37	17	0	Whitelist: Stud.IP	↗ ✎ 🗑️
Lecture Information Systems - 11/03/2019		01:28:11	5	0	Whitelist: Stud.IP	↗ ✎ 🗑️
Lecture Information Systems - 13/01/2020		01:21:53	1	0	Whitelist: Stud.IP	↗ ✎ 🗑️

[Zurück zur Verwaltung](#)

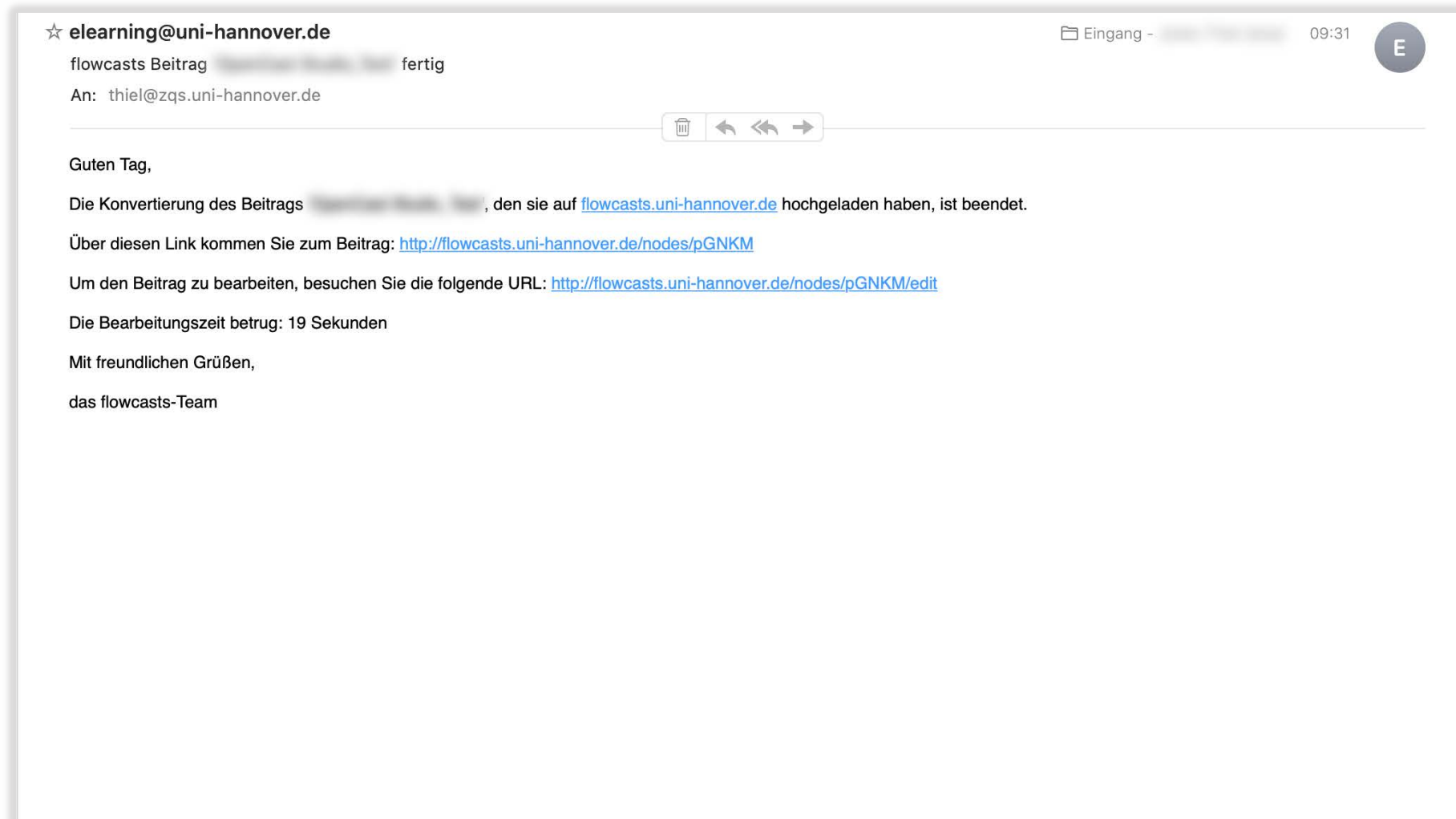
#4 Conclusion

After your video finishes uploading and conversion you will be notified via email.

You will also be notified of the link to view your video.

In case you want to hand over the link with the option to directly download please append the URL with the prefix: „/res0720.mp4“ (without quotation marks).

Should your upload fail, try it for a second time after a bit of time has passed or contact our support.



☆ elearning@uni-hannover.de Eingang - [redacted] 09:31 E

flowcasts Beitrag [redacted] fertig
An: thiel@zqs.uni-hannover.de

Guten Tag,

Die Konvertierung des Beitrags [redacted], den sie auf flowcasts.uni-hannover.de hochgeladen haben, ist beendet.

Über diesen Link kommen Sie zum Beitrag: <http://flowcasts.uni-hannover.de/nodes/pGNKM>

Um den Beitrag zu bearbeiten, besuchen Sie die folgende URL: <http://flowcasts.uni-hannover.de/nodes/pGNKM/edit>

Die Bearbeitungszeit betrug: 19 Sekunden

Mit freundlichen Grüßen,
das flowcasts-Team

E-Learning Support

Mail

elearning@uni-hannover.de

Telefon

+49 511 762 4040